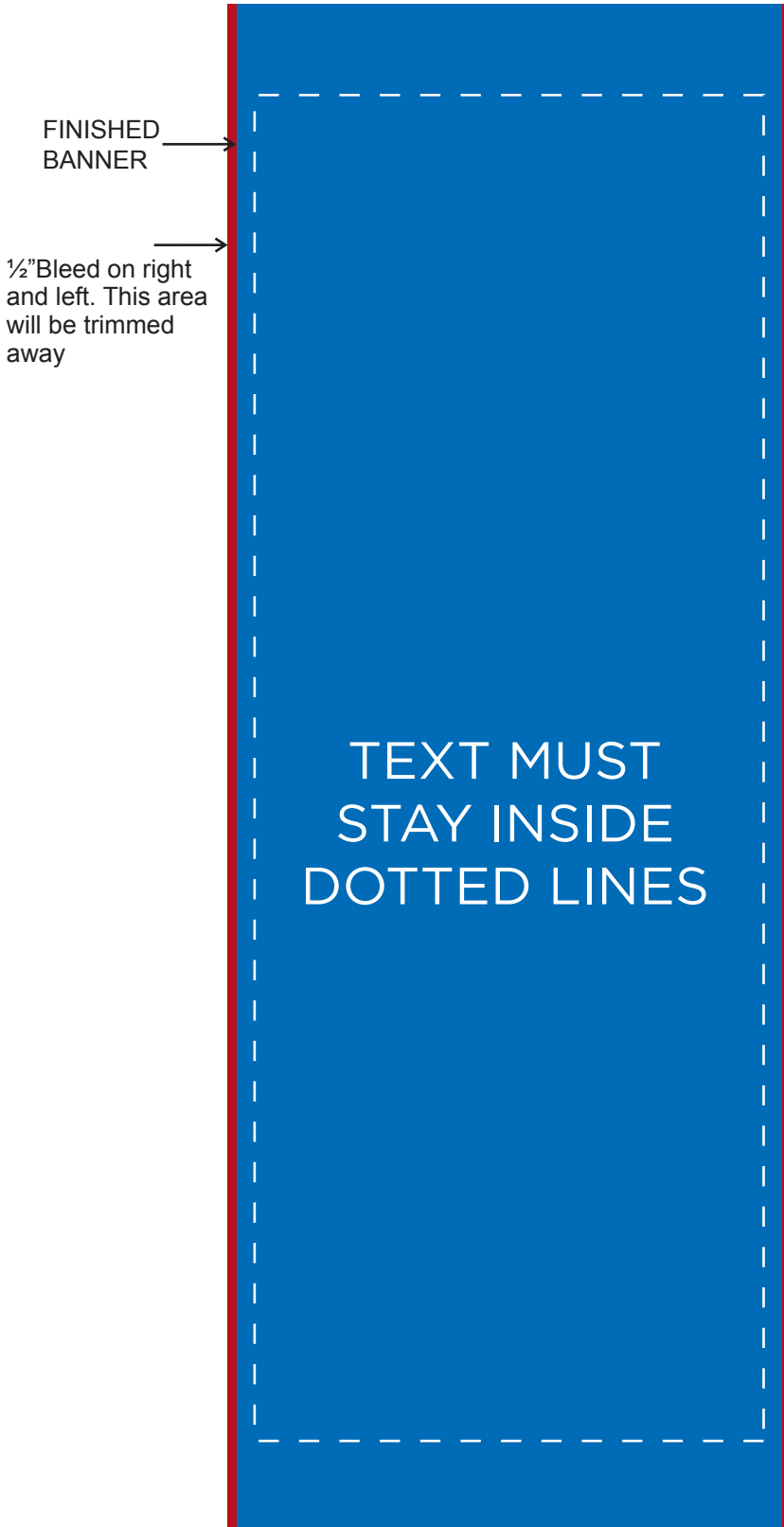


30" x 84" DIGITAL GUIDELINES

31" x 84" Production size



Raster Images:

Raster Images should have a **minimum of 100 dpi** (dots per inch) **at final output** size or a proportional size.

Text:

All text has to be **converted to outlines or curves** to avoid font issues.

KEEP ALL TEXT 5" FROM THE TOP AND 5" FROM THE BOTTOM TO ALLOW FOR POCKETS AND SEWING. GRAPHICS AND IMAGES ARE OK TO GO INTO THE POCKETS, JUST NO TEXT.

Spot Colors:

All spot colors will be printed as CMYK.

Bleed Example:

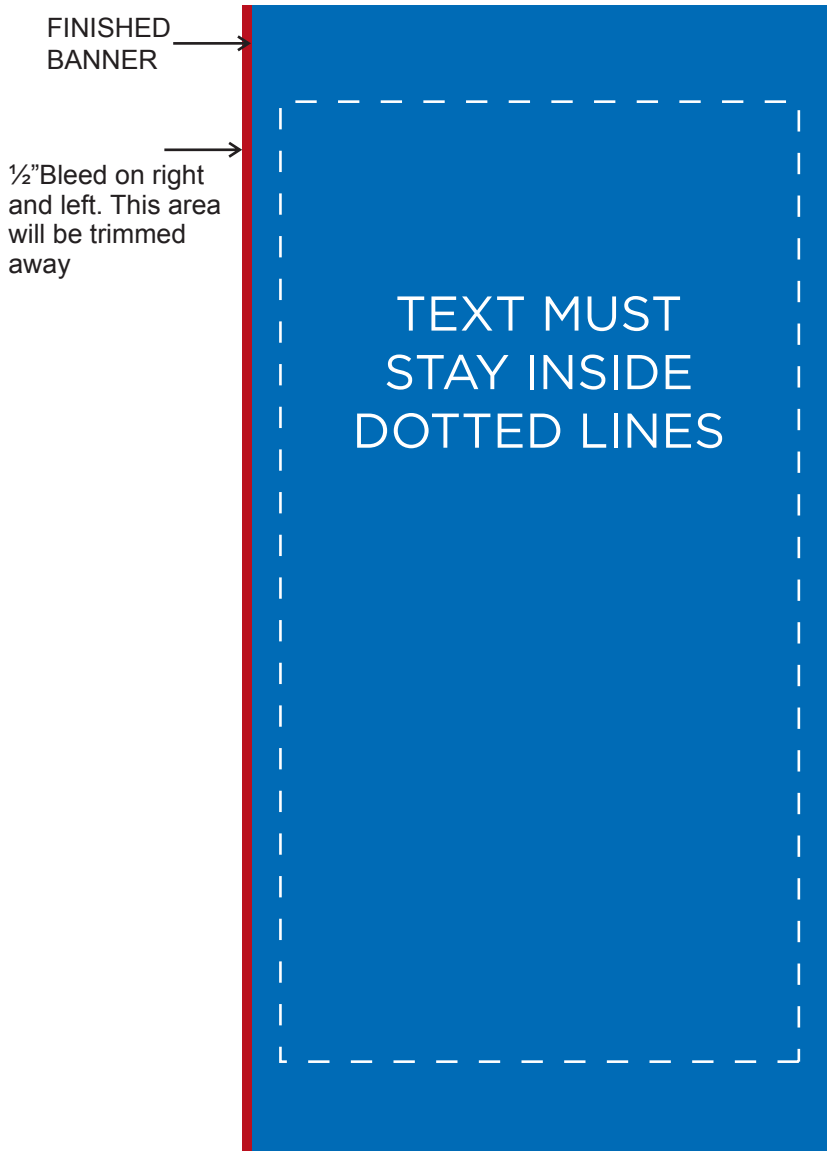
A 30" x 84" banner will have a layout dimension of 31" x 84". The additional inch is provided for the bleed area, left and right. The banner will be printed and then cut down to 30" x 84" so that graphic bleeds off the edge of the material.

File Preparation:

Files can be saved as an **.eps, .ai, .pdf** Be sure to be work in CMYK and include bleeds.

30" x 60" DIGITAL GUIDELINES

31" x 60" Production size



Raster Images:

Raster Images should have a **minimum of 150 dpi** (dots per inch) **at final output** size or a proportional size.

Text:

All text has to be **converted to outlines or curves** to avoid font issues.

KEEP ALL TEXT 5" FROM THE TOP AND 5" FROM THE BOTTOM TO ALLOW FOR POCKETS AND SEWING. GRAPHICS AND IMAGES ARE OK TO GO INTO THE POCKETS, JUST NO TEXT.

Spot Colors:

All spot colors will be printed as CMYK.

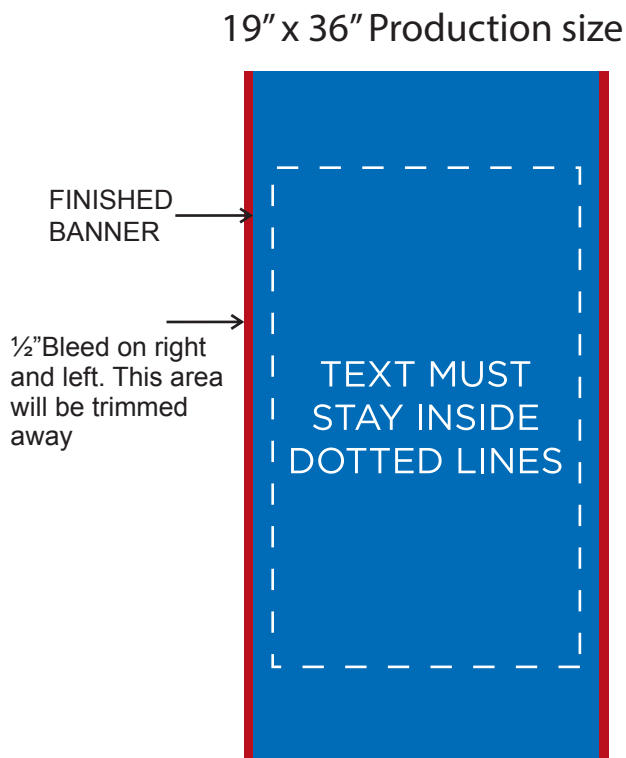
Bleed Example:

A 30" x 60" banner will have a layout dimension of 31" x 60". The additional inch is provided for the bleed area, left and right. The banner will be printed and then cut down to 30" x 60" so that graphic bleeds off the edge of the material.

File Preparation:

Files can be saved as an **.eps, .ai, .pdf** Be sure to be work in CMYK and include bleeds.

18" x 36" DIGITAL GUIDELINES



Raster Images:

Raster Images should have a **minimum of 150 dpi** (dots per inch) **at final output** size or a proportional size.

Text:

All text has to be **converted to outlines or curves** to avoid font issues.

KEEP ALL TEXT 5" FROM THE TOP AND 5" FROM THE BOTTOM TO ALLOW FOR POCKETS AND SEWING. GRAPHICS AND IMAGES ARE OK TO GO INTO THE POCKETS, JUST NO TEXT.

Spot Colors:

All spot colors will be printed as CMYK.

Bleed Example:

A 18" x 36" banner will have a layout dimension of 19" x 36". The additional inch is provided for the bleed area, left and right. The banner will be printed and then cut down to 18" x 36" so that graphic bleeds off the edge of the material.

File Preparation:

Files can be saved as an **.eps, .ai, .pdf** Be sure to be work in CMYK and include bleeds.